

15265, 15266 and 15267

Regolith Breccia

314.1, 271.4 and 1.8 grams



Figure 1: Flat side of 15265. Cube is 1 inch. S71-44152.



Figure 2: Two sides of 15266 showing two clasts. Sample is about 5 cm across. S71-44170 and 44172.

Introduction

These similar-looking breccia samples were returned in the same bag and are from the same small boulder, broken by the astronauts (figure 5). They are coherent regolith breccias with dark glassy matrix. A mare basalt clast was dated at 3.16 b.y.

Petrography

Fruiland (1983) and Simon et al. (1986) included 15265 in the suite of Regolith Breccias. McKay et al. (1989) reported that the maturity index for 15265 was $I_s/FeO = 21$ and 14 for 15266. Grain size distribution was determined by freeze-dry-cycled disaggregation (Graf, figure 11).




Figure 5: Before and after photos of small rock, broken by astronauts to yield 15265 and 15266. AS1586-11635 and 639. Gnomon is 50 cm.




Figure 6 a,b: Transmitted and reflected light photomicrographs of thin section of 15265. Field of view is 2 mm.




Figure 7a,b: Photomicrographs of 15265,74 by C Meyer. Scale bar is 1 mm.

Mode for 15265 (Simon et al. 1986)

	<20 micron	61.6 %
Matrix		
	20-90 micron	90-1000 micron
Mare basalt	1.3	1.9
Plutonic Rx.	0.1	0.8
Feld. CMB		0.6
Feld. Basalt		
KREEP basalt		
Granulitic/Poik.		0.8
Reg Bx.	1.3	0.6
Agglutinate	1.8	1.3
Pyroxene	7.6	2.6
Olivine	0.8	0.3
Plagioclase	3.7	2.6
Opaque	0.5	
Glass	0.8	2.4

Mineralogical Mode for 15265

(McKay et al. 1989)

	20-500 micron	500-1000 micron
Mare Basalt	2 %	47.7 %
KREEP basalt	7.6	0
Plutonic	0	0
Breccias	0.7	0
Olivine	0	0
Pyroxene	24.3	0
Plagioclase	16	0
Opaques	0.7	0
Glass	12.3	27.3
Agglutinates	15.3	2.3

Mineralogical Mode for 15266

(McKay et al. 1989)

	20-500 micron	500-1000 micron
Mare Basalt	0 %	9.1 %
KREEP basalt	14.4	29.1
Plutonic	0.8	5.5
Breccias	4	14.5
Olivine	1.6	0
Pyroxene	23.2	3.6
Plagioclase	28.4	1.8
Opaques	0.4	0
Glass	5.2	32.7
Agglutinates	6.4	0

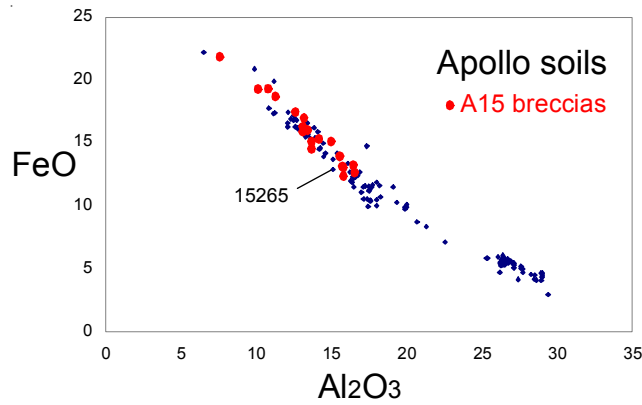
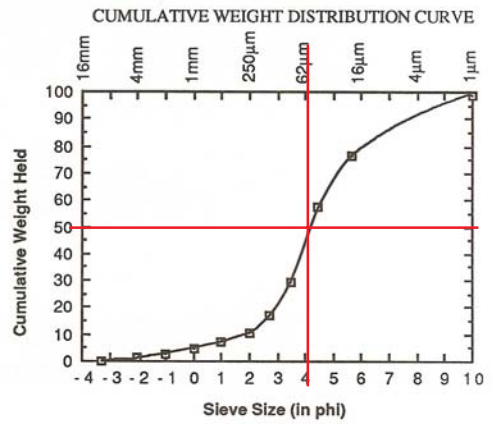


Figure 8: Composition of Apollo soils, Apollo 15 breccias and 15265.



Average Grain Size = 44 microns

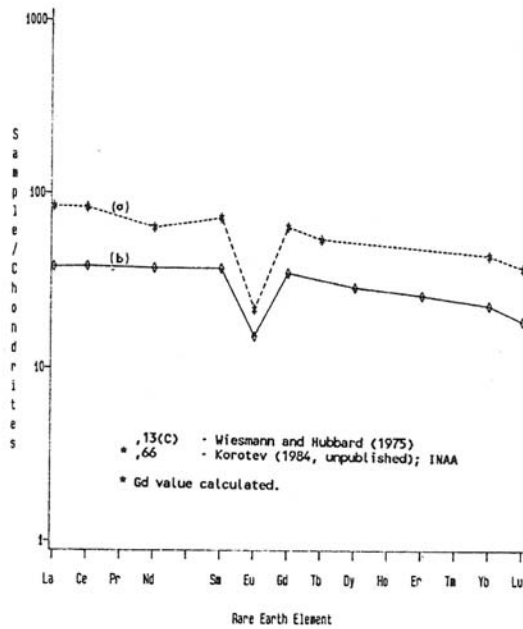


Figure 9: Normalized rare-earth-element diagram for 15265 (see table).

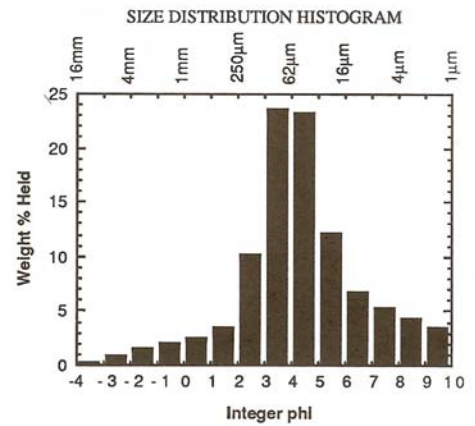


Figure 11: Grain size distribution for 15265 after freeze-thaw-cycle disaggregation (Graf 1987).

Radiogenic age dating

The only age date is by Mark et al. (1974) who determined the age of a mare basalt clast (figure 12).

Cosmogenic isotopes and exposure ages

Keith et al. (1972) determined the cosmic-ray-induced activity of ^{26}Al = 72 dpm/kg, ^{22}Na = 37 dpm/kg, ^{54}Mn = 12 dpm/kg, and ^{56}Co = 8 dpm/kg.

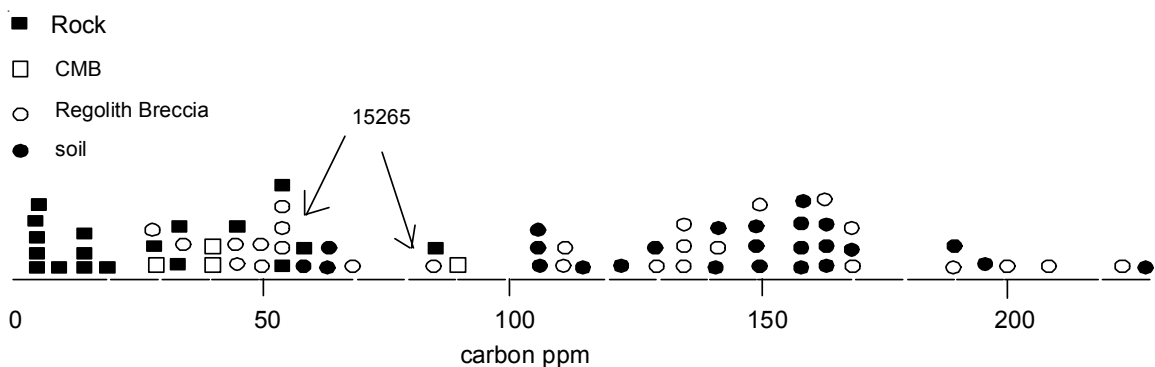


Figure 10: Carbon in lunar samples showing 15265..

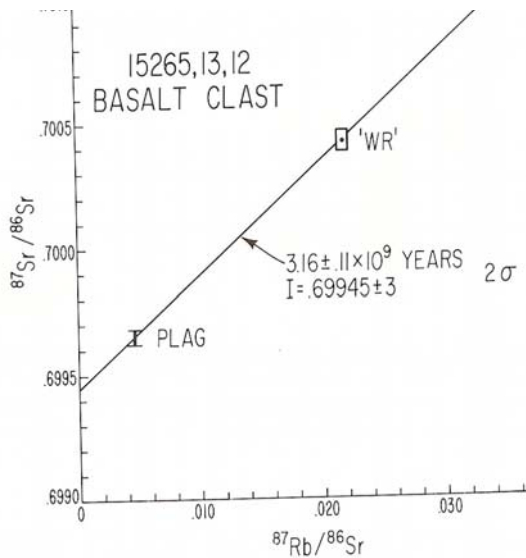


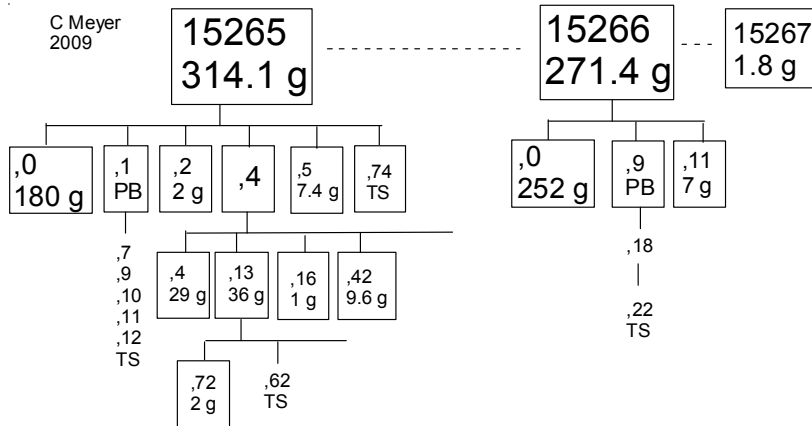
Figure 12: Rb/Sr isochron diagram for mare basalt clast from 15265 (Mark et al. 1974).



Figure 13: Photo of 15265,4. About 4 cm across. S75-33762.

Summary of Age Data for clast in 15265

	Rb/Sr
Mark et al. 1974	3.16 ± 0.11 b.y.



Other Studies

Rare gas concentrations and isotopic ratios were reported by McKay et al. (1989) and Bogard and Nyquist (1973).

Bhandari et al. (1973) studied the distribution of cosmic ray tracks

Processing

15265 was originally issued to the Burlingame Consortium. There are 6 thin section of 15265 and 5 for 15266. These samples have not been sawn.

Table 1. Chemical composition of 15265.

reference weight	15266									
	LSPET72	LSPET	McKay 89 (Korotev)	Wiesmann76	Simon86 (Laul)	McKay89	Keith72	Warren87 clast	Ganapathy Wolf 79	Mark74 matrix
SiO ₂ %	46.9 (a)							44.9 (e)		
TiO ₂	1.4 (a)		1.4 (c)	2.13 (d)	1.5 (e)			2.33 (e)		
Al ₂ O ₃	16.7 (a)		16.7 (c)		16.9 (e)			9.07 (e)		
FeO	11.2 (a)		11.2 (c)		10.7 (e)	12.2 (c)		21.6 (e)		
MnO	0.15 (a)				0.15 (e)			0.27 (e)		
MgO	9.95 (a)		10 (c)		10.6 (e)			9.3 (e)		
CaO	11.2 (a)		11.4 (c)		11.1 (e)	10.8 (c)		9.7 (e)		
Na ₂ O	0.51 (a)		0.51 (c)		0.54 (e)	0.58 (c)		0.27 (e)		
K ₂ O	0.25 (a)	0.19 (b)		0.11 (d)	0.25 (e)		0.25 (b)	0.14 (e)		0.26 (g)
P ₂ O ₅	0.25 (a)									
S %	0.08 (a)									
sum										
Sc ppm			21.4 (c)		20.5 (e)	23.7 (c)		50 (e)		
V					73 (e)					
Cr	2258 (a)		2070 (c)	3225 (d)	2121 (e)	2290 (c)		3870 (e)		
Co			34 (c)		33 (e)	34 (c)		51 (e)		
Ni			214 (c)		200 (e)	151 (c)		22 (e)	55 (f)	
Cu										
Zn								1.19 (e)		
Ga								4.4 (e)		
Ge ppb								6 (e)	6.3 (f)	
As										
Se									117 (f)	
Rb	7.8 (a)			2.71 (d)					0.84 (f)	6.96 (g)
Sr	150 (a)		165 (c)	109 (d)	120 (e)	140 (c)				142 (g)
Y	100 (a)									
Zr	468 (a)		420 (c)	181 (d)	390 (e)	560 (c)		1200 (e)		
Nb	29 (a)									
Mo										
Ru										
Rh										
Pd ppb										
Ag ppb									5.7 (f)	
Cd ppb									0.66 (f)	
In ppb								0.54 (e)		
Sn ppb										
Sb ppb									0.14 (f)	
Te ppb									2.8 (f)	
Cs ppm			0.33 (c)			0.43 (c)			0.033 (f)	
Ba			292 (c)	130 (d)	350 (e)	379 (c)		240 (e)		
La			27.8 (c)	12.5 (d)	30 (e)	39 (c)		5.5 (e)		
Ce			73 (c)	33.5 (d)	70 (e)	101 (c)		19 (e)		
Pr										
Nd			38 (c)	22.2 (d)	51 (e)	59 (c)				
Sm			13.1 (c)	6.66 (d)	13.6 (e)	17.6 (c)		3.6 (e)		
Eu			1.48 (c)	1.05 (d)	1.5 (e)	1.71 (c)		1.02 (e)		
Gd				8.66 (d)						
Tb			2.55 (c)		2.7 (e)	3.51 (c)		0.8 (e)		
Dy				9.11 (d)	17.2 (e)					
Ho					4.1 (e)					
Er				5.19 (d)						
Tm					1.6 (e)					
Yb			8.8 (c)	4.54 (d)	9.8 (e)	12.3 (c)		2.4 (e)		
Lu			1.26 (c)	0.625 (d)	1.4 (e)	1.66 (c)		0.33 (e)		
Hf			10 (c)		9.5 (e)	14.3 (c)		2.7 (e)		
Ta			1.22 (c)		1.2 (e)	1.68 (c)		0.45 (e)		
W ppb										
Re ppb									0.0065 (f)	
Os ppb										
Ir ppb			7.8 (c)			3.7 (c)		0.01 (e)	0.023 (f)	
Pt ppb										
Au ppb			2.1 (c)			1 (c)		0.08 (e)	0.091 (f)	
Th ppm	4.8 (a)	5.1 (b)	4.6 (c)	1.95 (d)	4.9 (e)	6.2 (c)	5.05 (b)	0.51 (e)		
U ppm		1.3 (b)	1.21 (c)	0.54 (d)	1.3 (e)	1.68 (c)	1.27 (b)		0.167 (f)	

technique: (a) XRF, (b) radiation counting, (c) INAA, (d) IDMS (e) INAA, (f) RNAA, (g) IDMS

References for 15265

- Bhandari N., Goswami J. and Lal D. (1973) Surface irradiation and evolution of the lunar regolith. *Proc. 4th Lunar Sci. Conf.* 2275-2290.
- Bogard D.D. and Nyquist L.A. (1972) Noble gas studies on regolith materials from Apollo 14 and 15. *Proc. 3rd Lunar Sci. Conf.* 1797-1819.
- Butler P. (1971) Lunar Sample Catalog, Apollo 15. Curators' Office, MSC 03209
- Ganapathy R., Morgan J.W., Krahenbuhl U. and Anders E. (1973) Ancient meteoritic components in lunar highland rocks: Clues from trace elements in Apollo 15 and 16 samples. *Proc. 4th Lunar Sci. Conf.* 1239-1261.
- Graf J.C. (1993) Lunar Soils Grain Size Catalog. NASA Pub. 1265
- Kaplan I.R., Kerridge J.F. and Petrowski C. (1976) Light element geochemistry of the Apollo 15 site. *Proc. 7th Lunar Sci. Conf.* 481-492.
- Keith J.E., Clark R.S. and Richardson K.A. (1972) Gamma-ray measurements of Apollo 12, 14 and 15 lunar samples. *Proc. 3rd Lunar Sci. Conf.* 1671-1680.
- LSPET (1972a) The Apollo 15 lunar samples: A preliminary description. *Science* 175, 363-375.
- LSPET (1972b) Preliminary examination of lunar samples. Apollo 15 Preliminary Science Report. NASA SP-289, 6-1—6-28.
- Mark R.K., Lee-Hu C-N. and Wetherill G.W. (1974) Equilibration and ages: Rb-Sr studies of breccias 14321 and 15265. *Proc. 5th Lunar Sci. Conf.* 1477-1485.
- McKay D.S., Morris R.V. and Wentworth S.J. (1984) Maturity of regolith breccias as revealed by ferromagnetic and petrographic indices (abs). *Lunar Planet. Sci.* **XV**, 530-531. Lunar Planetary Institute, Houston.
- McKay D.S., Bogard D.D., Morris R.V., Korotev R.L., Wentworth S.J. and Johnson P. (1989) Apollo 15 regolith breccias: Window to a KREEP regolith. *Proc. 19th Lunar Sci. Conf.* 19-41. Lunar Planetary Institute, Houston.
- Moore C.B., Lewis C.F. and Gibson E.K. (1973) Total carbon contents of Apollo 15 and 16 lunar samples. *Proc. 4th Lunar Sci. Conf.* 1613-1923.
- Moore C.B. and Lewis C.F. (1976) Total nitrogen contents of Apollo 15, 16 and 17 lunar rocks and breccias (abs). *Lunar Sci.* **VII**, 571-573. Lunar Planetary Institute, Houston.
- Ryder G. (1985) Catalog of Apollo 15 Rocks (three volumes). Curatorial Branch Pub. # 72, JSC#20787
- Ryder G. and Sherman S.B. (1989) The Apollo 15 Coarse Fines. Curators Office #81, JSC#24035
- Simon S.B., Papike J.J., Grosselin D.C. and Laul J.C. (1986) Petrology of the Apollo 15 regolith breccias. *Geochim. Cosmochim. Acta* **50**, 2675-2691.
- Swann G.A., Hait M.H., Schaber G.C., Freeman V.L., Ulrich G.E., Wolfe E.W., Reed V.S. and Sutton R.L. (1971b) Preliminary description of Apollo 15 sample environments. U.S.G.S. Interagency report: 36. pp219 with maps
- Swann G.A., Bailey N.G., Batson R.M., Freeman V.L., Hait M.H., Head J.W., Holt H.E., Howard K.A., Irwin J.B., Larson K.B., Muehlberger W.R., Reed V.S., Rennilson J.J., Schaber G.G., Scott D.R., Silver L.T., Sutton R.L., Ulrich G.E., Wilshire H.G. and Wolfe E.W. (1972) 5. Preliminary Geologic Investigation of the Apollo 15 landing site. In Apollo 15 Preliminary Science Rpt. NASA SP-289. pages 5-1-112.
- Warren P.H., Jerde E.A. and Kallemeyn G.W. (1987) Pristine moon rocks: A large felsite and a metal-rich ferroan anorthosite. *Proc. 17th Lunar Planet. Sci. Conf.* in *J. Geophys. Res.* **90**, E303-E313.
- Wentworth S.J. and McKay D.S. (1984) Density and porosity calculations for Apollo 15 and 16 regolith breccias (abs). *Lunar Planet. Sci.* **XV**, 906-907. Lunar Planetary Institute, Houston.
- Wiesmann H. and Hubbard N.J. (1975) A compilation of the Lunar Sample Data Generated by the Gast, Nyquist and Hubbard Lunar Sample PI-Ships. Unpublished. JSC
- Wolf R., Woodrow A. and Anders E. (1979) Lunar basalts and pristine highland rocks: Comparison of siderophile and volatile elements. *Proc. 10th Lunar Planet. Sci. Conf.* 2107-2130.